

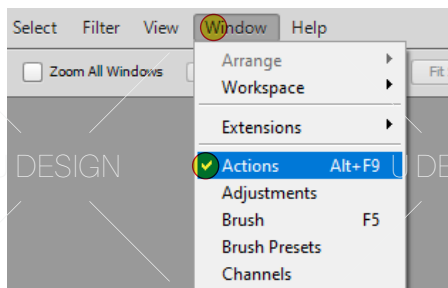
How to play action in photoshop

Step by step guide

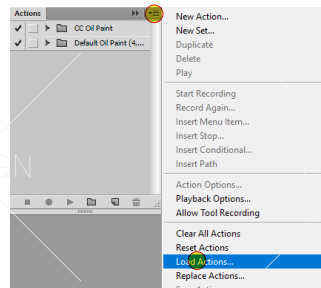
FIRST STEP

After you have downloaded the zip file, unzip the Action Set zip file and save it to a place you will remember on your computer.

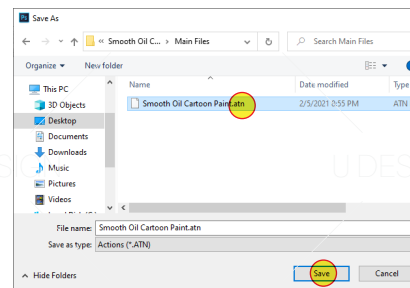
- 01** With your photoshop opened.
Go to **window>Actions**



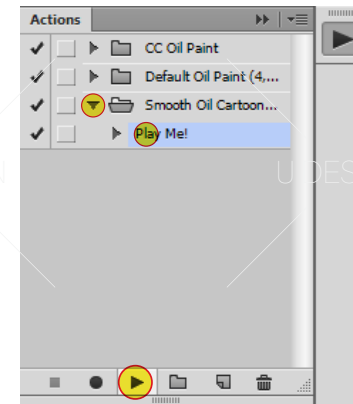
- 02** Click on the marked icon and select **"Load Actions"**



- 03** Select the **".atn"** file from the main file and click **"Save"**



- 04** Open the action folder and select the **"play me"** and hit **play button** as shown



Still need help?

Consider contacting me via email if you need any further help.

Visit my profile page to contact me

https://creativemarket.com/U_Design